

DEMOCRATIC PARTY RUNOFF ELECTION
BRAZORIA COUNTY, TEXAS-APRIL 9, 2002

	Total	Pct
Precincts Counted - TOTAL	154	100.00
Registered Voters - TOTAL	148,549	
Ballots Cast - TOTAL	2,402	1.62

U. S. SENATOR		
RON KIRK	1,556	65.19
VICTOR MORALES	831	34.81
Total	2,387	100.00
Overvotes	6	
Undervotes	9	

We, the undersigned, certify that the above results
are true and correct.

Signed:


Miguel Ramirez

DEMOCRATIC PARTY RUNOFF ELECTION
BRAZORIA COUNTY, TEXAS-APRIL 9, 2002

	Posn	Count	Pct
Registered Voters - TOTAL		2,702	
Ballots Cast - TOTAL		25	0.93
U. S. SENATOR			
RON KIRK	7	15	60.00
VICTOR MORALES	8	10	40.00
Total		25	100.00
Overvotes		0	
Undervotes		0	

We, the undersigned, certify that the above results
are true and correct.

Signed:




DEMOCRATIC PARTY RUNOFF ELECTION
BRAZORIA COUNTY, TEXAS-APRIL 9, 2002

	Posn	Count	Pct
Registered Voters - TOTAL		3,596	
Ballots Cast - TOTAL		86	2.39
U. S. SENATOR			
RON KIRK	7	66	79.52
VICTOR MORALES	8	17	20.48
Total		83	100.00
Overvotes		1	
Undervotes		2	

We, the undersigned, certify that the above results
are true and correct.

Signed:

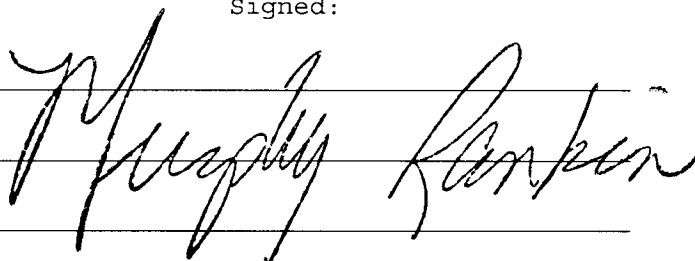
A handwritten signature in black ink, reading "Murphy Rankin", is written over three horizontal lines. The signature is cursive and slanted to the right.

DEMOCRATIC PARTY RUNOFF ELECTION
BRAZORIA COUNTY, TEXAS-APRIL 9, 2002

	Posn	Count	Pct
Registered Voters - TOTAL		3,431	
Ballots Cast - TOTAL		40	1.17
U. S. SENATOR			
RON KIRK	7	23	57.50
VICTOR MORALES	8	17	42.50
Total		40	100.00
Overvotes		0	
Undervotes		0	

We, the undersigned, certify that the above results
are true and correct.

Signed:

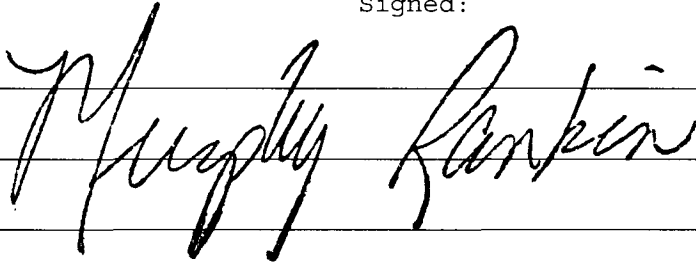


DEMOCRATIC PARTY RUNOFF ELECTION
BRAZORIA COUNTY, TEXAS-APRIL 9, 2002

	Posn	Count	Pct
Registered Voters - TOTAL		3,349	
Ballots Cast - TOTAL		48	1.43
U. S. SENATOR			
RON KIRK	7	30	63.83
VICTOR MORALES	8	17	36.17
Total		47	100.00
Overvotes		1	
Undervotes		0	

We, the undersigned, certify that the above results
are true and correct.

Signed:



DEMOCRATIC PARTY RUNOFF ELECTION
BRAZORIA COUNTY, TEXAS-APRIL 9, 2002

	Posn	Count	Pct
Registered Voters - TOTAL		1,554	
Ballots Cast - TOTAL		16	1.03
U. S. SENATOR			
RON KIRK	7	7	43.75
VICTOR MORALES	8	9	56.25
Total		16	100.00
Overvotes		0	
Undervotes		0	

We, the undersigned, certify that the above results
are true and correct.

Signed:

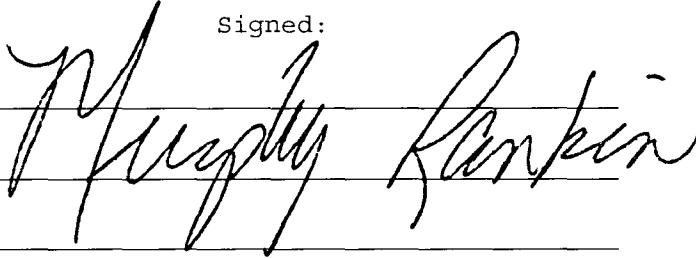
M. Hughley Rankin

DEMOCRATIC PARTY RUNOFF ELECTION
BRAZORIA COUNTY, TEXAS-APRIL 9, 2002

	Posn	Count	Pct
Registered Voters - TOTAL		2,118	
Ballots Cast - TOTAL		21	0.99
U. S. SENATOR			
RON KIRK	7	12	57.14
VICTOR MORALES	8	9	42.86
Total		21	100.00
Overvotes		0	
Undervotes		0	

We, the undersigned, certify that the above results
are true and correct.

Signed:

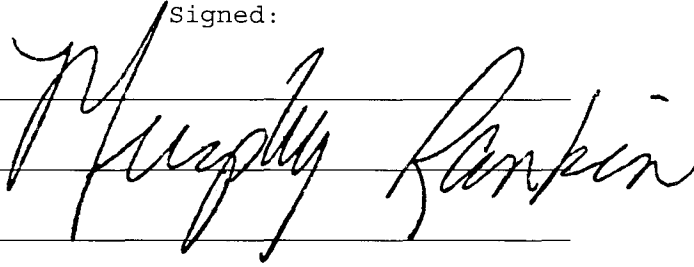


DEMOCRATIC PARTY RUNOFF ELECTION
BRAZORIA COUNTY, TEXAS-APRIL 9, 2002

	Posn	Count	Pct
Registered Voters - TOTAL		1,293	
Ballots Cast - TOTAL		43	3.33
U. S. SENATOR			
RON KIRK	7	27	62.79
VICTOR MORALES	8	16	37.21
Total		43	100.00
Overvotes		0	
Undervotes		0	

We, the undersigned, certify that the above results
are true and correct.

Signed:



DEMOCRATIC PARTY RUNOFF ELECTION
BRAZORIA COUNTY, TEXAS-APRIL 9, 2002

	Posn	Count	Pct
Registered Voters - TOTAL		1,331	
Ballots Cast - TOTAL		20	1.50
U. S. SENATOR			
RON KIRK	7	13	65.00
VICTOR MORALES	8	7	35.00
Total		20	100.00
Overvotes		0	
Undervotes		0	

We, the undersigned, certify that the above results
are true and correct.

Signed:




Murphy Rankin

DEMOCRATIC PARTY RUNOFF ELECTION
BRAZORIA COUNTY, TEXAS-APRIL 9, 2002

	Posn	Count	Pct
Registered Voters - TOTAL		592	
Ballots Cast - TOTAL		5	0.84
U. S. SENATOR			
RON KIRK	7	5	100.00
VICTOR MORALES	8	0	0.00
Total		5	100.00
Overvotes		0	
Undervotes		0	

We, the undersigned, certify that the above results
are true and correct.

Signed:

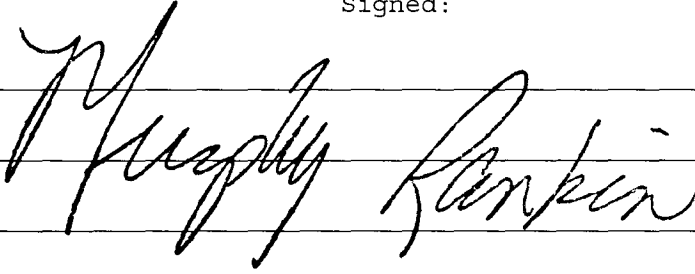


DEMOCRATIC PARTY RUNOFF ELECTION
BRAZORIA COUNTY, TEXAS-APRIL 9, 2002

	Posn	Count	Pct
Registered Voters - TOTAL		986	
Ballots Cast - TOTAL		21	2.13
U. S. SENATOR			
RON KIRK	7	9	42.86
VICTOR MORALES	8	12	57.14
Total		21	100.00
Overvotes		0	
Undervotes		0	

We, the undersigned, certify that the above results
are true and correct.

Signed:




DEMOCRATIC PARTY RUNOFF ELECTION
BRAZORIA COUNTY, TEXAS-APRIL 9, 2002

	Posn	Count	Pct
Registered Voters - TOTAL		1,984	
Ballots Cast - TOTAL		19	0.96
U. S. SENATOR			
RON KIRK	7	12	63.16
VICTOR MORALES	8	7	36.84
Total		19	100.00
Overvotes		0	
Undervotes		0	

We, the undersigned, certify that the above results
are true and correct.

Signed:




M. R. Rankin

DEMOCRATIC PARTY RUNOFF ELECTION
BRAZORIA COUNTY, TEXAS-APRIL 9, 2002

	Posn	Count	Pct
Registered Voters - TOTAL		2,177	
Ballots Cast - TOTAL		35	1.61
U. S. SENATOR			
RON KIRK	7	16	45.71
VICTOR MORALES	8	19	54.29
Total		35	100.00
Overvotes		0	
Undervotes		0	

We, the undersigned, certify that the above results
are true and correct.

Signed:

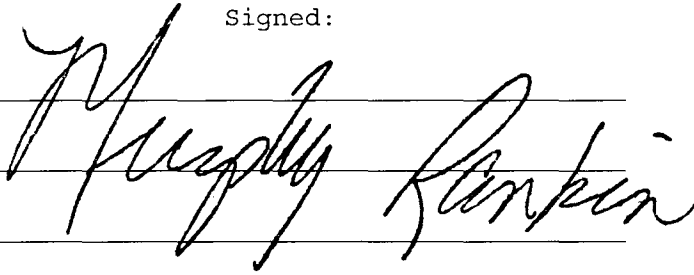


DEMOCRATIC PARTY RUNOFF ELECTION
BRAZORIA COUNTY, TEXAS-APRIL 9, 2002

	Posn	Count	Pct
Registered Voters - TOTAL		1,507	
Ballots Cast - TOTAL		19	1.26
U. S. SENATOR			
RON KIRK	7	16	84.21
VICTOR MORALES	8	3	15.79
Total		19	100.00
Overvotes		0	
Undervotes		0	

We, the undersigned, certify that the above results
are true and correct.

Signed:



DEMOCRATIC PARTY RUNOFF ELECTION
BRAZORIA COUNTY, TEXAS-APRIL 9, 2002

	Posn	Count	Pct
Registered Voters - TOTAL		4,025	
Ballots Cast - TOTAL		74	1.84
U. S. SENATOR			
RON KIRK	7	51	68.92
VICTOR MORALES	8	23	31.08
Total		74	100.00
Overvotes		0	
Undervotes		0	

We, the undersigned, certify that the above results
are true and correct.

Signed:

Murphy Rankin

DEMOCRATIC PARTY RUNOFF ELECTION
BRAZORIA COUNTY, TEXAS-APRIL 9, 2002

	Posn	Count	Pct
Registered Voters - TOTAL		1,913	
Ballots Cast - TOTAL		31	1.62
U. S. SENATOR			
RON KIRK	7	20	64.52
VICTOR MORALES	8	11	35.48
Total		31	100.00
Overvotes		0	
Undervotes		0	

We, the undersigned, certify that the above results
are true and correct.

Signed:

Mary Jo Rankin

DEMOCRATIC PARTY RUNOFF ELECTION
BRAZORIA COUNTY, TEXAS-APRIL 9, 2002

	Posn	Count	Pct
Registered Voters - TOTAL		3,509	
Ballots Cast - TOTAL		42	1.20
U. S. SENATOR			
RON KIRK	7	16	38.10
VICTOR MORALES	8	26	61.90
Total		42	100.00
Overvotes		0	
Undervotes		0	

We, the undersigned, certify that the above results
are true and correct.

Signed:


_____ *W. Gregory Rankin*

DEMOCRATIC PARTY RUNOFF ELECTION
BRAZORIA COUNTY, TEXAS-APRIL 9, 2002

	Posn	Count	Pct
Registered Voters - TOTAL		1,396	
Ballots Cast - TOTAL		48	3.44
U. S. SENATOR			
RON KIRK	7	28	59.57
VICTOR MORALES	8	19	40.43
Total		47	100.00
Overvotes		1	
Undervotes		0	

We, the undersigned, certify that the above results
are true and correct.

Signed:




DEMOCRATIC PARTY RUNOFF ELECTION
BRAZORIA COUNTY, TEXAS-APRIL 9, 2002

	Posn	Count	Pct
Registered Voters - TOTAL		1,857	
Ballots Cast - TOTAL		51	2.75
U. S. SENATOR			
RON KIRK	7	37	74.00
VICTOR MORALES	8	13	26.00
Total		50	100.00
Overvotes		1	
Undervotes		0	

We, the undersigned, certify that the above results
are true and correct.

Signed:



DEMOCRATIC PARTY RUNOFF ELECTION
BRAZORIA COUNTY, TEXAS-APRIL 9, 2002

	Posn	Count	Pct
Registered Voters - TOTAL		2,552	
Ballots Cast - TOTAL		35	1.37
U. S. SENATOR			
RON KIRK	7	12	35.29
VICTOR MORALES	8	22	64.71
Total		34	100.00
Overvotes		1	
Undervotes		0	

We, the undersigned, certify that the above results
are true and correct.

Signed:

Murphy Rankin

DEMOCRATIC PARTY RUNOFF ELECTION
BRAZORIA COUNTY, TEXAS-APRIL 9, 2002

	Posn	Count	Pct
Registered Voters - TOTAL		1,634	
Ballots Cast - TOTAL		27	1.65
U. S. SENATOR			
RON KIRK	7	11	40.74
VICTOR MORALES	8	16	59.26
Total		27	100.00
Overvotes		0	
Undervotes		0	

We, the undersigned, certify that the above results
are true and correct.

Signed:

Murphy Rankin

DEMOCRATIC PARTY RUNOFF ELECTION
BRAZORIA COUNTY, TEXAS-APRIL 9, 2002

	Posn	Count	Pct
Registered Voters - TOTAL		2,153	
Ballots Cast - TOTAL		46	2.14
U. S. SENATOR			
RON KIRK	7	37	80.43
VICTOR MORALES	8	9	19.57
Total		46	100.00
Overvotes		0	
Undervotes		0	

We, the undersigned, certify that the above results
are true and correct.

Signed:

Murphy Rankin

DEMOCRATIC PARTY RUNOFF ELECTION
BRAZORIA COUNTY, TEXAS-APRIL 9, 2002

	Posn	Count	Pct
Registered Voters - TOTAL		2,349	
Ballots Cast - TOTAL		16	0.68
U. S. SENATOR			
RON KIRK	7	13	81.25
VICTOR MORALES	8	3	18.75
Total		16	100.00
Overvotes		0	
Undervotes		0	

We, the undersigned, certify that the above results
are true and correct.

Signed:


_____ *M. R. R. R.*

DEMOCRATIC PARTY RUNOFF ELECTION
BRAZORIA COUNTY, TEXAS-APRIL 9, 2002

	Posn	Count	Pct
Registered Voters - TOTAL		2,921	
Ballots Cast - TOTAL		23	0.79
U. S. SENATOR			
RON KIRK	7	17	73.91
VICTOR MORALES	8	6	26.09
Total		23	100.00
Overvotes		0	
Undervotes		0	

We, the undersigned, certify that the above results
are true and correct.

Signed:




DEMOCRATIC PARTY RUNOFF ELECTION
BRAZORIA COUNTY, TEXAS-APRIL 9, 2002

	Posn	Count	Pct
Registered Voters - TOTAL		1,697	
Ballots Cast - TOTAL		22	1.30
U. S. SENATOR			
RON KIRK	7	14	63.64
VICTOR MORALES	8	8	36.36
Total		22	100.00
Overvotes		0	
Undervotes		0	

We, the undersigned, certify that the above results
are true and correct.

Signed:

A handwritten signature in cursive script, appearing to read "Gladys Polk", is written over three horizontal lines.

DEMOCRATIC PARTY RUNOFF ELECTION
BRAZORIA COUNTY, TEXAS-APRIL 9, 2002

	Posn	Count	Pct
Registered Voters - TOTAL		2,014	
Ballots Cast - TOTAL		10	0.50
U. S. SENATOR			
RON KIRK	7	5	50.00
VICTOR MORALES	8	5	50.00
Total		10	100.00
Overvotes		0	
Undervotes		0	

We, the undersigned, certify that the above results
are true and correct.

Signed:




DEMOCRATIC PARTY RUNOFF ELECTION
BRAZORIA COUNTY, TEXAS-APRIL 9, 2002

	Posn	Count	Pct
Registered Voters - TOTAL		2,860	
Ballots Cast - TOTAL		33	1.15
U. S. SENATOR			
RON KIRK	7	13	40.63
VICTOR MORALES	8	19	59.38
Total		32	100.00
Overvotes		0	
Undervotes		1	

We, the undersigned, certify that the above results
are true and correct.

Signed:

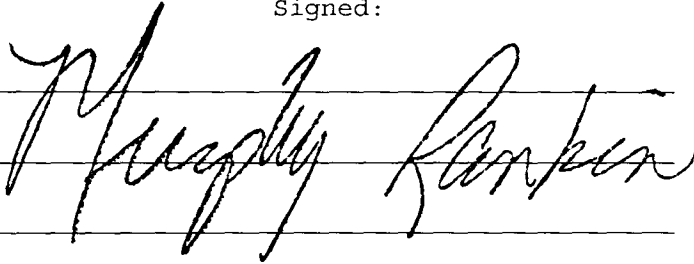


DEMOCRATIC PARTY RUNOFF ELECTION
BRAZORIA COUNTY, TEXAS-APRIL 9, 2002

	Posn	Count	Pct
Registered Voters - TOTAL		2,509	
Ballots Cast - TOTAL		26	1.04
U. S. SENATOR			
RON KIRK	7	20	76.92
VICTOR MORALES	8	6	23.08
Total		26	100.00
Overvotes		0	
Undervotes		0	

We, the undersigned, certify that the above results
are true and correct.

Signed:




DEMOCRATIC PARTY RUNOFF ELECTION
BRAZORIA COUNTY, TEXAS-APRIL 9, 2002

	Posn	Count	Pct
Registered Voters - TOTAL		3,619	
Ballots Cast - TOTAL		39	1.08
U. S. SENATOR			
RON KIRK	7	18	46.15
VICTOR MORALES	8	21	53.85
Total		39	100.00
Overvotes		0	
Undervotes		0	

We, the undersigned, certify that the above results
are true and correct.

Signed:




DEMOCRATIC PARTY RUNOFF ELECTION
BRAZORIA COUNTY, TEXAS-APRIL 9, 2002

	Posn	Count	Pct
Registered Voters - TOTAL		3,296	
Ballots Cast - TOTAL		70	2.12
U. S. SENATOR			
RON KIRK	7	67	95.71
VICTOR MORALES	8	3	4.29
Total		70	100.00
Overvotes		0	
Undervotes		0	

We, the undersigned, certify that the above results
are true and correct.

Signed:




DEMOCRATIC PARTY RUNOFF ELECTION
BRAZORIA COUNTY, TEXAS-APRIL 9, 2002

	Posn	Count	Pct
Registered Voters - TOTAL		2,163	
Ballots Cast - TOTAL		7	0.32
U. S. SENATOR			
RON KIRK	7	6	85.71
VICTOR MORALES	8	1	14.29
Total		7	100.00
Overvotes		0	
Undervotes		0	

We, the undersigned, certify that the above results
are true and correct.

Signed:



DEMOCRATIC PARTY RUNOFF ELECTION
BRAZORIA COUNTY, TEXAS-APRIL 9, 2002

	Posn	Count	Pct
Registered Voters - TOTAL		1,082	
Ballots Cast - TOTAL		14	1.29
U. S. SENATOR			
RON KIRK	7	8	57.14
VICTOR MORALES	8	6	42.86
Total		14	100.00
Overvotes		0	
Undervotes		0	

We, the undersigned, certify that the above results
are true and correct.

Signed:

M. Murphy Rankin

DEMOCRATIC PARTY RUNOFF ELECTION
BRAZORIA COUNTY, TEXAS-APRIL 9, 2002

	Posn	Count	Pct
Registered Voters - TOTAL		2,544	
Ballots Cast - TOTAL		42	1.65
U. S. SENATOR			
RON KIRK	7	31	73.81
VICTOR MORALES	8	11	26.19
Total		42	100.00
Overvotes		0	
Undervotes		0	

We, the undersigned, certify that the above results
are true and correct.

Signed:

Margaret Rankin

DEMOCRATIC PARTY RUNOFF ELECTION
BRAZORIA COUNTY, TEXAS-APRIL 9, 2002

	Posn	Count	Pct
Registered Voters - TOTAL		1,978	
Ballots Cast - TOTAL		47	2.38
U. S. SENATOR			
RON KIRK	7	39	82.98
VICTOR MORALES	8	8	17.02
Total		47	100.00
Overvotes		0	
Undervotes		0	

We, the undersigned, certify that the above results
are true and correct.

Signed:


Marilyn Rankin

DEMOCRATIC PARTY RUNOFF ELECTION
BRAZORIA COUNTY, TEXAS-APRIL 9, 2002

	Posn	Count	Pct
Registered Voters - TOTAL		2,043	
Ballots Cast - TOTAL		23	1.13
U. S. SENATOR			
RON KIRK	7	6	26.09
VICTOR MORALES	8	17	73.91
Total		23	100.00
Overvotes		0	
Undervotes		0	

We, the undersigned, certify that the above results
are true and correct.

Signed:



DEMOCRATIC PARTY RUNOFF ELECTION
BRAZORIA COUNTY, TEXAS-APRIL 9, 2002

	Posn	Count	Pct
Registered Voters - TOTAL		1,220	
Ballots Cast - TOTAL		9	0.74
U. S. SENATOR			
RON KIRK	7	6	66.67
VICTOR MORALES	8	3	33.33
Total		9	100.00
Overvotes		0	
Undervotes		0	

We, the undersigned, certify that the above results
are true and correct.

Signed:




DEMOCRATIC PARTY RUNOFF ELECTION
BRAZORIA COUNTY, TEXAS-APRIL 9, 2002

	Posn	Count	Pct
Registered Voters - TOTAL		2,393	
Ballots Cast - TOTAL		27	1.13
U. S. SENATOR			
RON KIRK	7	16	61.54
VICTOR MORALES	8	10	38.46
Total		26	100.00
Overvotes		0	
Undervotes		1	

We, the undersigned, certify that the above results
are true and correct.

Signed:




DEMOCRATIC PARTY RUNOFF ELECTION
BRAZORIA COUNTY, TEXAS-APRIL 9, 2002

	Posn	Count	Pct
Registered Voters - TOTAL		1,417	
Ballots Cast - TOTAL		29	2.05
U. S. SENATOR			
RON KIRK	7	18	62.07
VICTOR MORALES	8	11	37.93
Total		29	100.00
Overvotes		0	
Undervotes		0	

We, the undersigned, certify that the above results
are true and correct.

Signed:



Murphy Rankin

DEMOCRATIC PARTY RUNOFF ELECTION
BRAZORIA COUNTY, TEXAS-APRIL 9, 2002

	Posn	Count	Pct
Registered Voters - TOTAL		938	
Ballots Cast - TOTAL		6	0.64
U. S. SENATOR			
RON KIRK	7	1	16.67
VICTOR MORALES	8	5	83.33
Total		6	100.00
Overvotes		0	
Undervotes		0	

We, the undersigned, certify that the above results
are true and correct.

Signed:


Margy Rankin

DEMOCRATIC PARTY RUNOFF ELECTION
BRAZORIA COUNTY, TEXAS-APRIL 9, 2002

	Posn	Count	Pct
Registered Voters - TOTAL		1,945	
Ballots Cast - TOTAL		29	1.49
U. S. SENATOR			
RON KIRK	7	9	31.03
VICTOR MORALES	8	20	68.97
Total		29	100.00
Overvotes		0	
Undervotes		0	

We, the undersigned, certify that the above results
are true and correct.

Signed:



DEMOCRATIC PARTY RUNOFF ELECTION
BRAZORIA COUNTY, TEXAS-APRIL 9, 2002

	Posn	Count	Pct
Registered Voters - TOTAL		3,384	
Ballots Cast - TOTAL		12	0.35
U. S. SENATOR			
RON KIRK	7	6	50.00
VICTOR MORALES	8	6	50.00
Total		12	100.00
Overvotes		0	
Undervotes		0	

We, the undersigned, certify that the above results
are true and correct.

Signed:

Murphy Rankin

DEMOCRATIC PARTY RUNOFF ELECTION
BRAZORIA COUNTY, TEXAS-APRIL 9, 2002

	Posn	Count	Pct
Registered Voters - TOTAL		2,453	
Ballots Cast - TOTAL		19	0.77
U. S. SENATOR			
RON KIRK	7	8	42.11
VICTOR MORALES	8	11	57.89
Total		19	100.00
Overvotes		0	
Undervotes		0	

We, the undersigned, certify that the above results
are true and correct.

Signed:


_____ *M. R. Rankin*

DEMOCRATIC PARTY RUNOFF ELECTION
BRAZORIA COUNTY, TEXAS-APRIL 9, 2002

	Posn	Count	Pct
Registered Voters - TOTAL		939	
Ballots Cast - TOTAL		2	0.21
U. S. SENATOR			
RON KIRK	7	1	50.00
VICTOR MORALES	8	1	50.00
Total		2	100.00
Overvotes		0	
Undervotes		0	

We, the undersigned, certify that the above results
are true and correct.

Signed:




DEMOCRATIC PARTY RUNOFF ELECTION
BRAZORIA COUNTY, TEXAS-APRIL 9, 2002

	Posn	Count	Pct
Registered Voters - TOTAL		2,274	
Ballots Cast - TOTAL		19	0.84
U. S. SENATOR			
RON KIRK	7	11	57.89
VICTOR MORALES	8	8	42.11
Total		19	100.00
Overvotes		0	
Undervotes		0	

We, the undersigned, certify that the above results
are true and correct.

Signed:

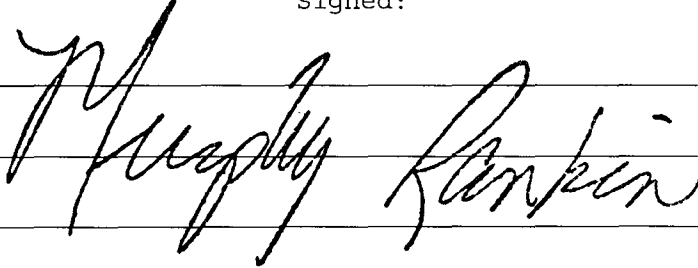


DEMOCRATIC PARTY RUNOFF ELECTION
BRAZORIA COUNTY, TEXAS-APRIL 9, 2002

	Posn	Count	Pct
Registered Voters - TOTAL		1,659	
Ballots Cast - TOTAL		30	1.81
U. S. SENATOR			
RON KIRK	7	20	66.67
VICTOR MORALES	8	10	33.33
Total		30	100.00
Overvotes		0	
Undervotes		0	

We, the undersigned, certify that the above results
are true and correct.

Signed:




20:22:01 10-Apr-2002

DEMOCRATIC PARTY RUNOFF ELECTION
BRAZORIA COUNTY, TEXAS-APRIL 9, 2002

	Posn	Count	Pct
Registered Voters - TOTAL		2,038	
Ballots Cast - TOTAL		17	0.83
U. S. SENATOR			
RON KIRK	7	13	76.47
VICTOR MORALES	8	4	23.53
Total		17	100.00
Overvotes		0	
Undervotes		0	

We, the undersigned, certify that the above results are true and correct.

Signed:




Murphy Rankin

DEMOCRATIC PARTY RUNOFF ELECTION
BRAZORIA COUNTY, TEXAS-APRIL 9, 2002

	Posn	Count	Pct
Registered Voters - TOTAL		2,393	
Ballots Cast - TOTAL		17	0.71
U. S. SENATOR			
RON KIRK	7	10	58.82
VICTOR MORALES	8	7	41.18
Total		17	100.00
Overvotes		0	
Undervotes		0	

We, the undersigned, certify that the above results
are true and correct.

Signed:




Murphy Rankin

DEMOCRATIC PARTY RUNOFF ELECTION
BRAZORIA COUNTY, TEXAS-APRIL 9, 2002

	Posn	Count	Pct
Registered Voters - TOTAL		1,463	
Ballots Cast - TOTAL		14	0.96
U. S. SENATOR			
RON KIRK	7	10	71.43
VICTOR MORALES	8	4	28.57
Total		14	100.00
Overvotes		0	
Undervotes		0	

We, the undersigned, certify that the above results
are true and correct.

Signed:

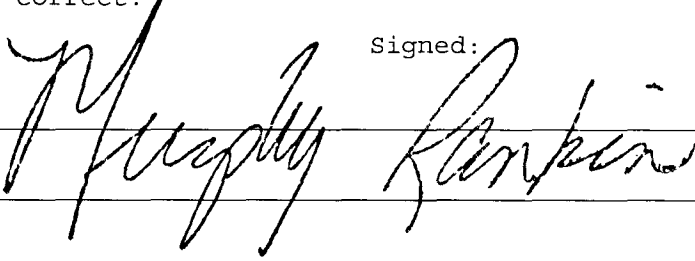


DEMOCRATIC PARTY RUNOFF ELECTION
BRAZORIA COUNTY, TEXAS-APRIL 9, 2002

	Posn	Count	Pct
Registered Voters - TOTAL		2,507	
Ballots Cast - TOTAL		19	0.76
U. S. SENATOR			
RON KIRK	7	11	57.89
VICTOR MORALES	8	8	42.11
Total		19	100.00
Overvotes		0	
Undervotes		0	

We, the undersigned, certify that the above results
are true and correct.

Signed:




Murphy Rankin

DEMOCRATIC PARTY RUNOFF ELECTION
BRAZORIA COUNTY, TEXAS-APRIL 9, 2002

	Posn	Count	Pct
Registered Voters - TOTAL		1,111	
Ballots Cast - TOTAL		22	1.98
U. S. SENATOR			
RON KIRK	7	13	59.09
VICTOR MORALES	8	9	40.91
Total		22	100.00
Overvotes		0	
Undervotes		0	

We, the undersigned, certify that the above results
are true and correct.

Signed:




Murphy Rankin

DEMOCRATIC PARTY RUNOFF ELECTION
BRAZORIA COUNTY, TEXAS-APRIL 9, 2002

	Posn	Count	Pct
Registered Voters - TOTAL		2,196	
Ballots Cast - TOTAL		6	0.27
U. S. SENATOR			
RON KIRK	7	4	66.67
VICTOR MORALES	8	2	33.33
Total		6	100.00
Overvotes		0	
Undervotes		0	

We, the undersigned, certify that the above results
are true and correct.

Signed:



DEMOCRATIC PARTY RUNOFF ELECTION
BRAZORIA COUNTY, TEXAS-APRIL 9, 2002

	Posn	Count	Pct
Registered Voters - TOTAL		3,575	
Ballots Cast - TOTAL		19	0.53
U. S. SENATOR			
RON KIRK	7	12	63.16
VICTOR MORALES	8	7	36.84
Total		19	100.00
Overvotes		0	
Undervotes		0	

We, the undersigned, certify that the above results
are true and correct.

Signed:

Mary Ann Rankin

DEMOCRATIC PARTY RUNOFF ELECTION
BRAZORIA COUNTY, TEXAS-APRIL 9, 2002

	Posn	Count	Pct
Registered Voters - TOTAL		1,878	
Ballots Cast - TOTAL		17	0.91

U. S. SENATOR

RON KIRK	7	5	29.41
VICTOR MORALES	8	12	70.59
Total		17	100.00
Overvotes		0	
Undervotes		0	

We, the undersigned, certify that the above results
are true and correct.

Signed:

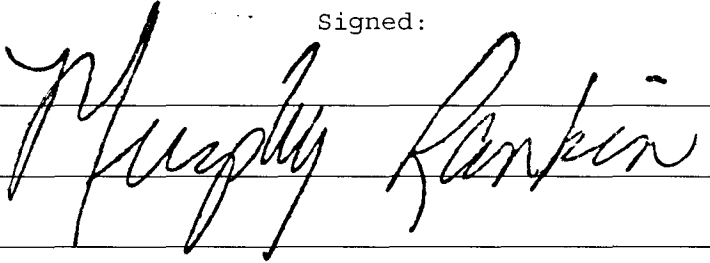
_____ *Miguel Ramirez*

DEMOCRATIC PARTY RUNOFF ELECTION
BRAZORIA COUNTY, TEXAS-APRIL 9, 2002

	Posn	Count	Pct
Registered Voters - TOTAL		1,488	
Ballots Cast - TOTAL		16	1.08
U. S. SENATOR			
RON KIRK	7	9	56.25
VICTOR MORALES	8	7	43.75
Total		16	100.00
Overvotes		0	
Undervotes		0	

We, the undersigned, certify that the above results
are true and correct.

Signed:



DEMOCRATIC PARTY RUNOFF ELECTION
BRAZORIA COUNTY, TEXAS-APRIL 9, 2002

	Posn	Count	Pct
Registered Voters - TOTAL		2,033	
Ballots Cast - TOTAL		27	1.33
U. S. SENATOR			
RON KIRK	7	9	33.33
VICTOR MORALES	8	18	66.67
Total		27	100.00
Overvotes		0	
Undervotes		0	

We, the undersigned, certify that the above results
are true and correct.

Signed:


_____ *Murray Rankin*

DEMOCRATIC PARTY RUNOFF ELECTION
BRAZORIA COUNTY, TEXAS-APRIL 9, 2002

	Posn	Count	Pct
Registered Voters - TOTAL		1,274	
Ballots Cast - TOTAL		13	1.02
U. S. SENATOR			
RON KIRK	7	7	53.85
VICTOR MORALES	8	6	46.15
Total		13	100.00
Overvotes		0	
Undervotes		0	

We, the undersigned, certify that the above results
are true and correct.

Signed:

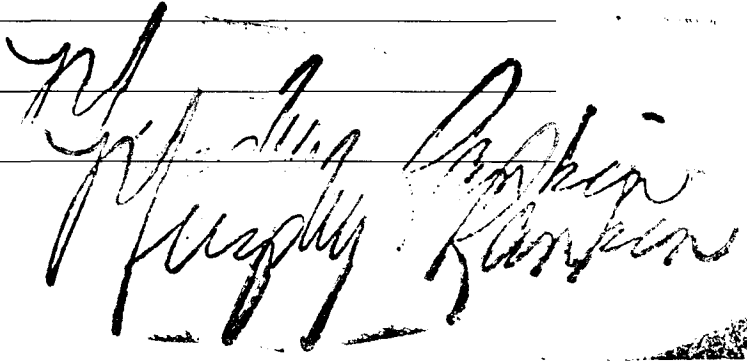


DEMOCRATIC PARTY RUNOFF ELECTION
BRAZORIA COUNTY, TEXAS-APRIL 9, 2002

	Posn	Count	Pct
Registered Voters - TOTAL		3,252	
Ballots Cast - TOTAL		37	1.14
U. S. SENATOR			
RON KIRK	7	25	67.57
VICTOR MORALES	8	12	32.43
Total		37	100.00
Overvotes		0	
Undervotes		0	

We, the undersigned, certify that the above results
are true and correct.

Signed:

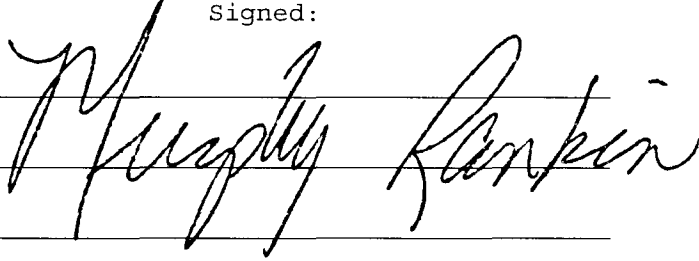


DEMOCRATIC PARTY RUNOFF ELECTION
BRAZORIA COUNTY, TEXAS-APRIL 9, 2002

	Posn	Count	Pct
Registered Voters - TOTAL		833	
Ballots Cast - TOTAL		6	0.72
U. S. SENATOR			
RON KIRK	7	2	33.33
VICTOR MORALES	8	4	66.67
Total		6	100.00
Overvotes		0	
Undervotes		0	

We, the undersigned, certify that the above results
are true and correct.

Signed:




DEMOCRATIC PARTY RUNOFF ELECTION
BRAZORIA COUNTY, TEXAS-APRIL 9, 2002

	Posn	Count	Pct
Registered Voters - TOTAL		2,399	
Ballots Cast - TOTAL		83	3.46
U. S. SENATOR			
RON KIRK	7	78	93.98
VICTOR MORALES	8	5	6.02
Total		83	100.00
Overvotes		0	
Undervotes		0	

We, the undersigned, certify that the above results
are true and correct.

Signed:




Murphy Rankin

DEMOCRATIC PARTY RUNOFF ELECTION
BRAZORIA COUNTY, TEXAS-APRIL 9, 2002

	Posn	Count	Pct
Registered Voters - TOTAL		402	
Ballots Cast - TOTAL		16	3.98
U. S. SENATOR			
RON KIRK	7	4	25.00
VICTOR MORALES	8	12	75.00
Total		16	100.00
Overvotes		0	
Undervotes		0	

We, the undersigned, certify that the above results
are true and correct.

Signed:



DEMOCRATIC PARTY RUNOFF ELECTION
BRAZORIA COUNTY, TEXAS-APRIL 9, 2002

	Posn	Count	Pct
Registered Voters - TOTAL		1,894	
Ballots Cast - TOTAL		32	1.69
U. S. SENATOR			
RON KIRK	7	30	93.75
VICTOR MORALES	8	2	6.25
Total		32	100.00
Overvotes		0	
Undervotes		0	

We, the undersigned, certify that the above results
are true and correct.

Signed:


Margy Rankin

DEMOCRATIC PARTY RUNOFF ELECTION
BRAZORIA COUNTY, TEXAS-APRIL 9, 2002

	Posn	Count	Pct
Registered Voters - TOTAL		2,595	
Ballots Cast - TOTAL		17	0.66
U. S. SENATOR			
RON KIRK	7	9	52.94
VICTOR MORALES	8	8	47.06
Total		17	100.00
Overvotes		0	
Undervotes		0	

We, the undersigned, certify that the above results
are true and correct.

Signed:

A handwritten signature in black ink, appearing to read "M. R. Rankin", is written over three horizontal lines.

DEMOCRATIC PARTY RUNOFF ELECTION
BRAZORIA COUNTY, TEXAS-APRIL 9, 2002

	Posn	Count	Pct
Registered Voters - TOTAL		2,119	
Ballots Cast - TOTAL		80	3.78
U. S. SENATOR			
RON KIRK	7	74	92.50
VICTOR MORALES	8	6	7.50
Total		80	100.00
Overvotes		0	
Undervotes		0	

We, the undersigned, certify that the above results
are true and correct.

Signed:




DEMOCRATIC PARTY RUNOFF ELECTION
BRAZORIA COUNTY, TEXAS-APRIL 9, 2002

	Posn	Count	Pct
Registered Voters - TOTAL		1,568	
Ballots Cast - TOTAL		49	3.13
U. S. SENATOR			
RON KIRK	7	43	89.58
VICTOR MORALES	8	5	10.42
Total		48	100.00
Overvotes		1	
Undervotes		0	

We, the undersigned, certify that the above results
are true and correct.

Signed:




DEMOCRATIC PARTY RUNOFF ELECTION
BRAZORIA COUNTY, TEXAS-APRIL 9, 2002

	Posn	Count	Pct
Registered Voters - TOTAL		3,409	
Ballots Cast - TOTAL		54	1.58
U. S. SENATOR			
RON KIRK	7	34	62.96
VICTOR MORALES	8	20	37.04
Total		54	100.00
Overvotes		0	
Undervotes		0	

We, the undersigned, certify that the above results
are true and correct.

Signed:




DEMOCRATIC PARTY RUNOFF ELECTION
BRAZORIA COUNTY, TEXAS-APRIL 9, 2002

	Posn	Count	Pct
Registered Voters - TOTAL		1,749	
Ballots Cast - TOTAL		102	5.83
U. S. SENATOR			
RON KIRK	7	75	73.53
VICTOR MORALES	8	27	26.47
Total		102	100.00
Overvotes		0	
Undervotes		0	

We, the undersigned, certify that the above results
are true and correct.

Signed:




DEMOCRATIC PARTY RUNOFF ELECTION
BRAZORIA COUNTY, TEXAS-APRIL 9, 2002

	Posn	Count	Pct
Registered Voters - TOTAL		1,525	
Ballots Cast - TOTAL		14	0.92
U. S. SENATOR			
RON KIRK	7	7	50.00
VICTOR MORALES	8	7	50.00
Total		14	100.00
Overvotes		0	
Undervotes		0	

We, the undersigned, certify that the above results
are true and correct.

Signed:




DEMOCRATIC PARTY RUNOFF ELECTION
BRAZORIA COUNTY, TEXAS-APRIL 9, 2002

	Posn	Count	Pct
Registered Voters - TOTAL		2,187	
Ballots Cast - TOTAL		20	0.91
U. S. SENATOR			
RON KIRK	7	17	85.00
VICTOR MORALES	8	3	15.00
Total		20	100.00
Overvotes		0	
Undervotes		0	

We, the undersigned, certify that the above results
are true and correct.

Signed:

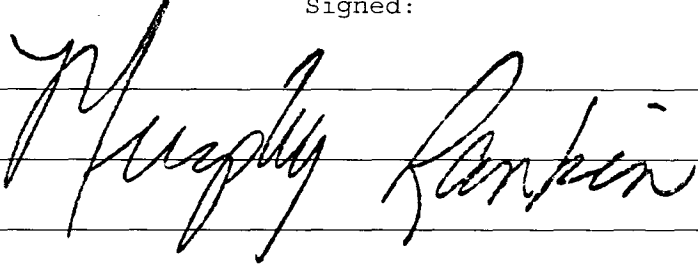


DEMOCRATIC PARTY RUNOFF ELECTION
BRAZORIA COUNTY, TEXAS-APRIL 9, 2002

	Posn	Count	Pct
Registered Voters - TOTAL		2,106	
Ballots Cast - TOTAL		11	0.52
U. S. SENATOR			
RON KIRK	7	9	81.82
VICTOR MORALES	8	2	18.18
Total		11	100.00
Overvotes		0	
Undervotes		0	

We, the undersigned, certify that the above results
are true and correct.

Signed:

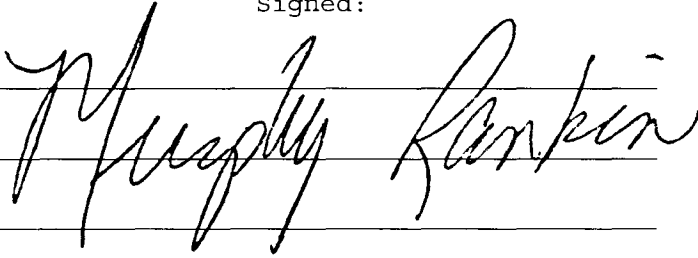


DEMOCRATIC PARTY RUNOFF ELECTION
BRAZORIA COUNTY, TEXAS-APRIL 9, 2002

	Posn	Count	Pct
Registered Voters - TOTAL		1,844	
Ballots Cast - TOTAL		6	0.33
U. S. SENATOR			
RON KIRK	7	4	66.67
VICTOR MORALES	8	2	33.33
Total		6	100.00
Overvotes		0	
Undervotes		0	

We, the undersigned, certify that the above results
are true and correct.

Signed:



DEMOCRATIC PARTY RUNOFF ELECTION
BRAZORIA COUNTY, TEXAS-APRIL 9, 2002

	Posn	Count	Pct
Registered Voters - TOTAL		1,842	
Ballots Cast - TOTAL		6	0.33
U. S. SENATOR			
RON KIRK	7	3	50.00
VICTOR MORALES	8	3	50.00
Total		6	100.00
Overvotes		0	
Undervotes		0	

We, the undersigned, certify that the above results
are true and correct.

Signed:




DEMOCRATIC PARTY RUNOFF ELECTION
BRAZORIA COUNTY, TEXAS-APRIL 9, 2002

	Posn	Count	Pct
Registered Voters - TOTAL		158	
Ballots Cast - TOTAL		1	0.63
U. S. SENATOR			
RON KIRK	7	0	0.00
VICTOR MORALES	8	1	100.00
Total		1	100.00
Overvotes		0	
Undervotes		0	

We, the undersigned, certify that the above results
are true and correct.

Signed:



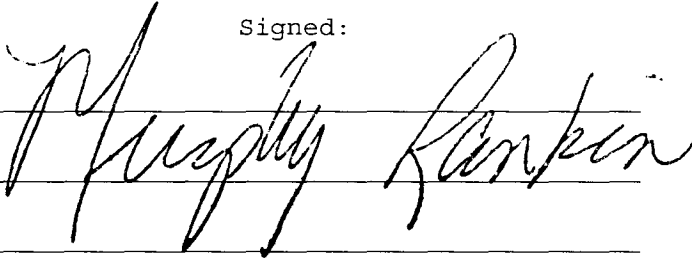
Murphy Rankin

DEMOCRATIC PARTY RUNOFF ELECTION
BRAZORIA COUNTY, TEXAS-APRIL 9, 2002

	Posn	Count	Pct
Registered Voters - TOTAL		22	
Ballots Cast - TOTAL		0	0.00
U. S. SENATOR			
RON KIRK	7	0	
VICTOR MORALES	8	0	
Total		0	
Overvotes		0	
Undervotes		0	

We, the undersigned, certify that the above results
are true and correct.

Signed:



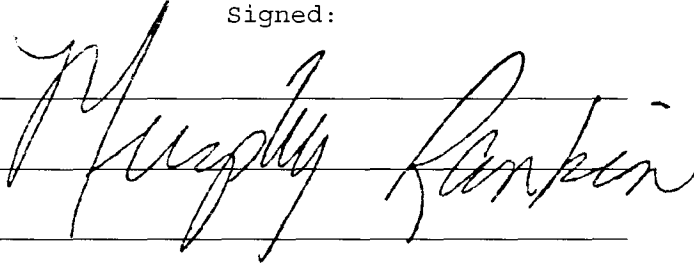
Murphy Rankin

DEMOCRATIC PARTY RUNOFF ELECTION
BRAZORIA COUNTY, TEXAS-APRIL 9, 2002

	Posn	Count	Pct
Registered Voters - TOTAL		504	
Ballots Cast - TOTAL		6	1.19
U. S. SENATOR			
RON KIRK	7	3	50.00
VICTOR MORALES	8	3	50.00
Total		6	100.00
Overvotes		0	
Undervotes		0	

We, the undersigned, certify that the above results
are true and correct.

Signed:



Murphy Rankin

DEMOCRATIC PARTY RUNOFF ELECTION
BRAZORIA COUNTY, TEXAS-APRIL 9, 2002

	Posn	Count	Pct
Registered Voters - TOTAL		695	
Ballots Cast - TOTAL		15	2.16
U. S. SENATOR			
RON KIRK	7	14	93.33
VICTOR MORALES	8	1	6.67
Total		15	100.00
Overvotes		0	
Undervotes		0	

We, the undersigned, certify that the above results
are true and correct.

Signed:

Murphy Rankin

DEMOCRATIC PARTY RUNOFF ELECTION
BRAZORIA COUNTY, TEXAS-APRIL 9, 2002

	Posn	Count	Pct
Registered Voters - TOTAL		114	
Ballots Cast - TOTAL		2	1.75
U. S. SENATOR			
RON KIRK	7	2	100.00
VICTOR MORALES	8	0	0.00
Total		2	100.00
Overvotes		0	
Undervotes		0	

We, the undersigned, certify that the above results
are true and correct.

Signed:


Murphy Rankin

DEMOCRATIC PARTY RUNOFF ELECTION
BRAZORIA COUNTY, TEXAS-APRIL 9, 2002

	Posn	Count	Pct
Registered Voters - TOTAL		18	
Ballots Cast - TOTAL		0	0.00
U. S. SENATOR			
RON KIRK	7	0	
VICTOR MORALES	8	0	
Total		0	
Overvotes		0	
Undervotes		0	

We, the undersigned, certify that the above results
are true and correct.

Signed:



DEMOCRATIC PARTY RUNOFF ELECTION
BRAZORIA COUNTY, TEXAS-APRIL 9, 2002

	Posn	Count	Pct
Registered Voters - TOTAL		2	
Ballots Cast - TOTAL		0	0.00
U. S. SENATOR			
RON KIRK	7	0	
VICTOR MORALES	8	0	
Total		0	
Overvotes		0	
Undervotes		0	

We, the undersigned, certify that the above results
are true and correct.

Signed:

